

NEW

World Fleet Monitor

World Fleet Monitor is new and it provides a completely new perspective on fleet data. It is the only publication that will provide monthly updates to the entire world fleet. And it will do so by flag, classification and ownership as well as by type.

This new 32-page publication makes available data and analysis from the Clarkson Research vessel database of:

- c.80,000 existing vessels
- 8,500+ vessels on order

It will be updated every month and provide completely new perspectives on the current world shipping fleet and historical trends. It will use GT and vessel numbers as a standard of measure, but fleet value and age data will add to the interest.

The Clarkson Research "style", incorporating graphs, text and tables, will enable readers to access easily and quickly the wealth of information available.

For example:


- Flag state fleets and orderbooks plus regional aggregates and their classification
- Classification society fleets
- Fleet and orderbook ownership by country and region, ownership of new orders, deliveries and demolition sales
- The world fleet by ship type – tanker, bulkcarrier, general cargo, specialised and non-cargo vessels – plus the regional ownership of those fleet types
- Fleet and orderbook data is supplemented by commercial data on ownership of sales and purchases and the values and earnings of key vessel types
- There is also an overview of global trade trends that support the fleet

Delivered in hard copy and e-mail format each month, World Fleet Monitor will be the most timely, convenient and comprehensive way to keep track of developments in the world shipping fleet.


For opportunities to advertise in this or other publications please contact us at: Tel: +44 (0)1531 634561
Email: sales@crsl.com

To order YOUR copy...

Telephone: +44(0)20 7334 3134, or visit our website at www.crsl.com, or complete the order form overleaf.




CLARKSON
RESEARCH SERVICES
LIMITED



World Fleet Monitor

Flag, Class, Ownership, Investment, Recycling, Markets, Trade

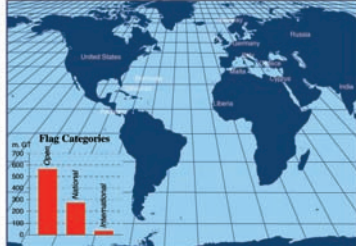
Pre-Launch No.1 November-2009 ISSN: 2042-0633



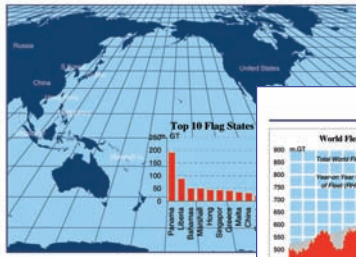
World Fleet Growth

November Highlights

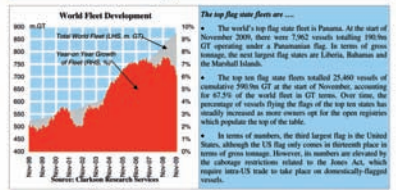
- The world fleet of more than 100 gross tonnes is now 79,164 vessels of a total 874.7m GT. The extreme volume of ordering which took place in the container sector during 2006-07 and the bulk carrier sector during 2007-08 is now beginning to make an impact, with the graph of world fleet growth remaining above 6% per year.
- This strong growth rate compares starkly to the growth in the world fleet during the period around the turn of the millennium, just as the Chinese import/export juggernaut began to gather pace. The movement of the supply/demand balance which ensued resulted in a period of very healthy earnings for owners, and record levels of contracting for all vessel types from owners across the world.
- The resultant deliveries are now starting to enter the fleet. This publication details the effect that this is having. It shows how the world fleet splits down by flag, class and owner, and where the growth is focused.



Flag Categories



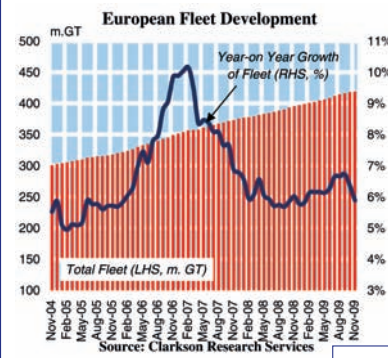
Top 10 Flag States



Flag State Fleets

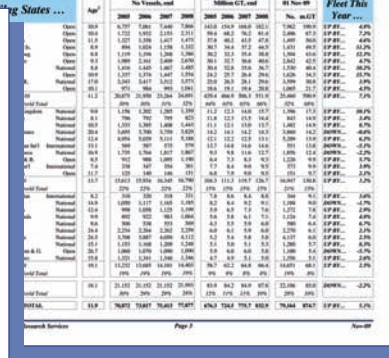
The top flag state fleets are ...

- The world's top flag state fleet is Panama. At the start of November 2009, there were 7,062 vessels totaling 190.6m GT operating under a Panamanian flag. In terms of gross tonnage, the next largest flag states are Liberia, Bahamas and the Marshall Islands.
- The top ten flag state fleets totalled 23,400 vessels of cumulative 590.6m GT at the start of November, accounting for 67.5% of the world fleet in GT terms. Over time, the percentage of vessels flying the flags of the top ten states has steadily increased as more owners opt for the open registries which populate the top of the table.
- In terms of numbers, the third largest flag is the United States, although the US flag only covers 40 countries plus six territories. However, its numbers are elevated by the cabotage restrictions related to the Jones Act, which require intra-US trade to take place on domestically-flagged vessels.

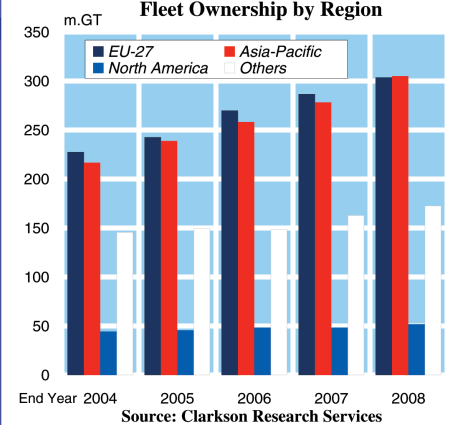


European Fleet Development

Source: Clarkson Research Services



Flag States ...



Fleet Ownership by Region

Source: Clarkson Research Services

Contents

- Top Flag State Fleets
- Flag State Fleets By Region
- Flag State Fleets By Classification
- Flag State Losses
- Classification Society Fleets
- Top Country Owned Fleets
- Regionally Owned Fleets
- World Fleet By Owner Region & Ship Type
- New Orders By Owner Country & Region
- Deliveries By Owner Country & Region
- Demolitions By Owner Country & Region
- Secondhand Sales By Owner Country & Region
- Secondhand Purchases By Owner Country & Region
- Newbuilding Vessel Values
- Earnings & Timecharter Values
- Major Seaborne Imports by Country & Region
- Major Seaborne Exports by Country & Region
- Seaborne Trade By Commodity
- World Fleet By Year Of Build
- World Fleet By Ship Type
- World Fleet By Ship Type & Owner Region

PRICE EUROPE:

£595 / \$1,071 / €744

PRICE WORLDWIDE:

£625 / \$1,125 / €782

PRICES INCLUDE

Postage & packing
ISSN: 2042-0633
Product Order No: WFM

ORDER FORM

World Fleet Monitor

ANNUAL SUBSCRIPTIONS CONSISTING OF 12 MONTHLY ISSUES

The above prices include postage and packing.

Code	Quantity	Unit Price Europe	Unit Price Worldwide	Total
WFM		£595 /\$1,071 /€744	£625 /\$1,125 /€782	
TOTAL				

Organisation: _____ Name: _____

Address: _____

Country: _____ Post code: _____

Telephone: _____ Fax: _____

Email: _____

Invoice Name and Address: _____

Telephone: _____ Fax: _____

Email: _____

EU VAT Number

EU companies (except UK) must supply the appropriate sales tax number to avoid extra charges.

I enclose a cheque payable to: **Clarkson Research Services Limited**

(Sterling cheques must be drawn on UK bank, \$US cheques on a US bank. €cheques must be drawn on the country of origin. No other cheques accepted.)

Total Amount Payable:

£ _____ \$ _____ € _____

I will pay by credit / debit card: _____

VISA Mastercard American Express Maestro Issue Number

Three digit security code: Expiry: /

Card holders name (please print) _____

Card holders address if different from above _____

Signature: _____ Date: _____

Bank Transfer (please add transfer charges to payment)

Orders with payment by Bank Transfer can only be accepted if the following details are provided:

Sum shown on Bank Transfer £ / \$ / €

Company name appearing on Bank Transfer: _____

Date of Bank Transfer _____

Payment should be made to:
**Clarkson Research Services Ltd,
The Bank of Scotland, 33 Old Broad Street,
London EC2N 1HZ. United Kingdom**

For £ Sterling payments:
IBAN: GB66 BOFS 1201 0300 2342 27,
Swift BIC: BOFSGB21254, A/c No. 00234227,
Sort Code: 12-01-03

For \$ US payments:
IBAN: GB61 BOFS 1220 1250 6001 01,
Swift BIC: BOFSGB2LXXX, A/c No. 50600 USD01,
Sort Code: 12-20-12

For € Euro payments:
IBAN: GB54 BOFS 1220 1050 6000 01,
Swift BIC: BOFSGB21EUL
Sort Code: 12-20-10

NB. Goods will not be despatched until the Bank Transfer is identified, so for urgent orders please use an alternative form of payment.



Clarkson Research Services Limited, St Magnus House,
3 Lower Thames Street, London EC3R 6HE. United Kingdom
Tel: +44(0)20 7334 3134 Fax: +44(0)20 7522 0330 Email: sales@crsl.com

For a full range of products and services find us online...
www.crsl.com