

NEW

www.crsi.com



www.crsi.com

Global Shipping Exchanges 2006

Bringing together its database of ships and financials for the first time, Clarkson Research reveals that shipping companies listed on stock exchanges across the globe now control a very significant portion of the world fleet. This is the second report on global investment in shipping (KG Shipping & Finance was the first) and the report takes a close look at the role of equity markets in shipping, and answers the following questions:

- How many stock exchanges carry shipping companies?
- What is the global market cap of shipping?
- What proportion of the world's fleet is represented on the world's stock exchanges?
- Which shipping sectors are best represented?
- On which exchanges?
- How many public shipping companies are there?
- What was their turnover and profit in 2005?

In addition there are over 30 tables of analysis, including tables on the companies, exchanges, fleet, investment behaviour, IPOs and share prices. There are profiles of selected public shipping companies. A register of the ships that public listed companies own and operate.

Contents

Executive Summary

- A concise Executive Summary and Overview of Key issues, including Shipping Exchanges, Market Cap and Financials, Public Shipping Companies, Shipping Company Behaviour, Shipping Company IPOs, Shipping Company Indices and Other Public Companies involved in Shipping.

Section 1. Analysis

- Introduction
- The Public Shipping Company Fleets
- The Exchanges
- Public Shipping Company Behaviour
- Other Public Companies Involved in Shipping
- Other Financial Information.

Section 2. Company Profiles

- The Company Profiles includes a selection of prominent companies and recent IPOs.

Section 3. Fleet Lists

- A complete list of all the owned and operated publicly owned ships (Name, type, unit, year of build)

In addition to Global Shipping Exchanges 2006, another new report from Clarkson Research is KG Shipping & Finance 2006, available in September 2006.

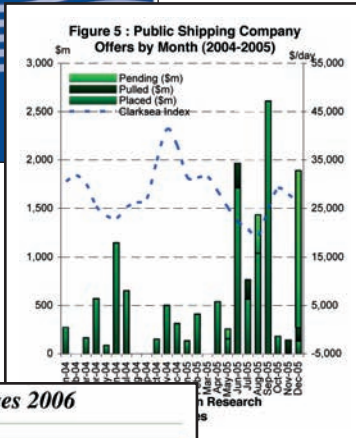
Clarkson Research Services

Price Europe:
£395/\$790/€595

Price Worldwide:
£415/\$830/€625

Prices include postage & packing
ISBN:1-903352-57-6

Product Order No: GSX



Global Shipping Exchanges 2006

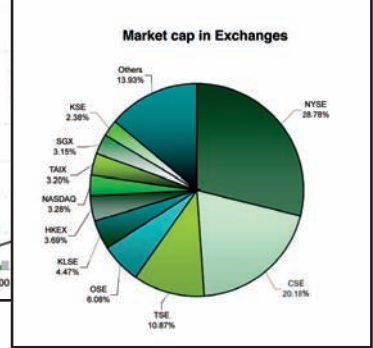
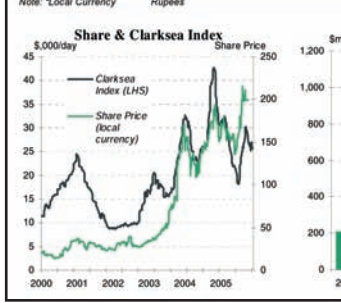
Great Eastern Shipping Co. Ltd Value \$m* 1,125.9

Address: 134/ A, Dr. Annie Besant Road 81 D.N. Road, Mumbai 400 001, India
 www: www.greatship.com Contact: Mr. Vijay K. Sheth Tel: +91 22 235 2196
 Email: tanker@greatship.com Symbol: GESHPFNG Exchange: NSE
 Type: Shipping Sector: Tanker
 Fleet No: 85 Av Age: 12 Av dwt: 39,624

Source: Clarkson Research Services. Notes: * Market Cap at 1 May 2006.

Financials									
\$m	Turnover	Profit	Total Assets	Current Liabilities	Profit Margin	Asset Turnover	Average Share Price*	End Year Share Price*	
2000	212.8	23.6	48.0	4.2	11%	443%	21.8	35.1	
2001	239.4	36.8	68.3	3.8	15%	350%	28.9	24.3	
2002	249.3	43.3	497.4	29.7	17%	50%	30.0	32.5	
2003	220.7	47.4	529.3	28.9	21%	42%	63.6	147.6	
2004	382.7	118.9	773.5	53.5	33%	47%	147.7	171.2	
2005	484.0	186.5	1,043.9	61.1	39%	46%			

Note: *Local Currency Rupees



To order your copy telephone +44 (0) 20 7334 3134, visit our website at www.crsi.com or complete the order form overleaf.

