

Container Intelligence Monthly

Container Intelligence Monthly keeps you in touch with the fundamentals of the container shipping business, quickly and efficiently.


Container Intelligence Monthly is designed to keep you up to date with the container shipping business. It summarises the key trends impacting the container shipping market, while carefully designed "at a glance" tables and graphs harness the power of the statistics in the most efficient way. Over 300 time series and 25 graphs, updated monthly, provide those monitoring the industry with a "global picture" of this fast changing sector. Unique fleet analysis and projections cover both fully cellular containerships and other container capable capacity while container trade, port throughput, and the container shipping companies and markets are also covered in detail. In "Container Commentary" a monthly article analyses a key aspect of this sector.

Container Intelligence Monthly is the perfect way for liner companies, shippers, shipowners, freight forwarders, brokers and consultants to access the latest data on the container shipping market on a monthly basis. Whether it's global supply and demand, charter rates, newbuild and secondhand vessel prices, port activity or fleet development that is of interest, Container Intelligence Monthly provides up to date information and analysis, all in one place. The combination of data and analysis not found elsewhere makes this the "must-have" publication for those wishing to keep up to speed with the container shipping market.


For opportunities to advertise in this or other publications please contact us at:
 Tel: +44 (0)1531 634561
 Email: sales@crsl.com

To order YOUR copy...

Telephone: +44(0)20 7334 3134, or visit our website at www.crsl.com, or complete the order form overleaf.



CLARKSON
RESEARCH SERVICES
LIMITED



Container Intelligence Monthly

Volume 11, No.12 December-2009 ISSN: 1467-0488

Highlights

Container News
Box volumes on the peak-leg of the Transpacific trade declined by an estimated 13.4% y-o-y in the month of September 2009.....p.2.

Charter Market
Boxship timecharter rates continue to recede, and the Clarkson Containership Timecharter Rate Index fell to 32 at the end of November.....p.4.

Sale & Purchase
Twelve containerships with a combined capacity of 13,814 TEU were sold on the boxship secondhand sale and purchase market in November.....p.7.

Newbuilding
Once again, there were no fresh containership orders to report in the month of November 2009.....p.8.

Builders
Top containership builder Hyundai H.U. had 114 containerships with a combined capacity of 0.99 million TEU on order at the beginning of December 2009.....p.1.

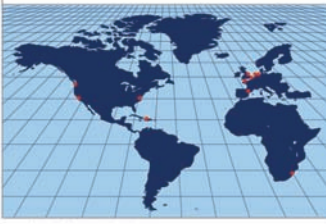
Investment
Deliveries to the fleet were once again subdued in the month of November, and just twelve fresh boxships entered the fleet.....p.9.

Demolition
Thirteen fully cellular containerships with a combined capacity of 23,372 TEU were sold for scrap in November 2009.....p.10.

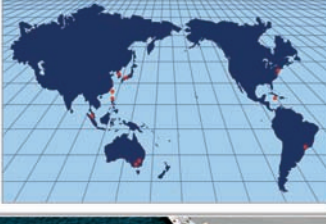
Financial News
Zim is reported to have incurred a loss of US\$513 million in the first three quarters of 2009.....p.11.

Trade Developments
After growing marginally in September, German industrial production declined by 1.8% month on month in October.....p.12.

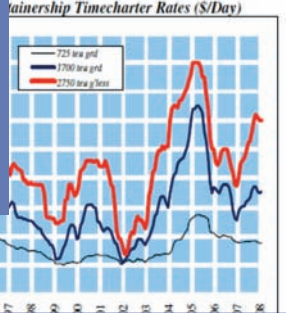
Fleet Developments
The operator owned fleet stood at 2,076 vessels and 6.48 million TEU at the start of December.....p.14/15.



Port News in the Atlantic...
Box throughput at New York/New Jersey declined by 7.9% y-o-y in October.




Port News in the Asia/Pacific Region...
Hong Kong saw container handling decline by 13.1% y-o-y in October 2009.



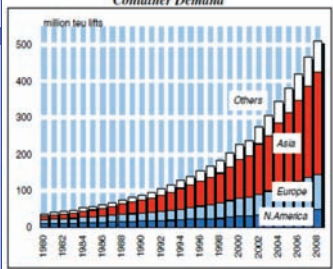
Containership Timecharter Rates (\$/Day)

— 725 sea yds
— 750 sea yds
— 7750 sea yds



WORLD CONTAINER CAPABLE FLEET February-08

WORLD CONTAINER CAPABLE ORDERBOOK & CAPACITY February, 2008



Container Demand

million teu lifts

Others
Asia
Europe
N.America

Contents

20 pages of graphs, tables, news, commentary, analysis and forecasts covering:

- Industry News
- Container Trade & Capacity
- Charter Market
- Containership Fixtures
- Secondhand Prices
- Sale & Purchase Market
- Newbuilding Market
- Containership Builders
- Containership Age Profile
- Containership Characteristics
- Containership Ownership
- Liner Investment
- Demolition Market
- Financial Markets
- World Trade Outlook
- World Container Ports
- World Container Capable Fleet & Orderbook
- Container Commentary

Annual subscriptions consisting of 12 monthly issues

PRICE EUROPE:

£550 / \$990 / €688

PRICE WORLDWIDE:

£565 / \$1,017 / €707

PRICES INCLUDE

Postage & packing

ISSN: 1467-0488

Product Order No: CIM

ORDER FORM

Container Intelligence Monthly

ANNUAL SUBSCRIPTIONS CONSISTING OF 12 MONTHLY ISSUES

The above prices include postage and packing.

Code	Quantity	Unit Price Europe	Unit Price Worldwide	Total
CIM		£550/\$990/€688	£565/\$1,017/€707	
TOTAL				

Organisation: _____ Name: _____

Address: _____

Country: _____ Post code: _____

Telephone: _____ Fax: _____

Email: _____

Invoice Name and Address: _____

Telephone: _____ Fax: _____

Email: _____

EC VAT Number

EC companies (except UK) must supply TVA/BTW/MOMS/MWST/IVA/FPA number to avoid extra charges.

I enclose a cheque payable to: **Clarkson Research Services Limited**

(Sterling cheques must be drawn on UK bank, \$US cheques on a US bank. €cheques must be drawn on the country of origin. No other cheques accepted.)

Total Amount Payable:

£	\$	€

I will pay by credit / debit card: _____

VISA Mastercard American Express Maestro Issue Number

Three digit security code:

Card holders name (please print) _____

Card holders address if different from above _____

Signature: _____ Expiry: _____

Bank Transfer (please add transfer charges to payment)

Orders with payment by Bank Transfer can only be accepted if the following details are provided:

Sum shown on Bank Transfer £ / \$ / €

Company name appearing on Bank Transfer:

Date of Bank Transfer _____

Payment should be made to:
**Clarkson Research Services Ltd,
The Bank of Scotland, 33 Old Broad Street,
London EC2N 1HZ. United Kingdom**

For £ Sterling payments:
IBAN: GB66 BOFS 1201 0300 2342 27,
Swift BIC: BOFSGB21254, A/c No. 00234227,
Sort Code: 12-01-03

For \$ US payments:
IBAN: GB61 BOFS 1220 1250 6001 01,
Swift BIC: BOFSGB2LXXX, A/c No. 50600 USD01,
Sort Code: 12-20-12

For € Euro payments:
IBAN: GB54 BOFS 1220 1050 6000 01,
Swift BIC: BOFSGB21EUL, A/c No. 50 6000 01,
Sort Code: 12-20-10

NB. Goods will not be despatched until the Bank Transfer is identified, so for urgent orders please use an alternative form of payment.



Clarkson Research Services Limited, St Magnus House,
3 Lower Thames Street, London EC3R 6HE. United Kingdom
Tel: +44(0)20 7334 3134 Fax: +44(0)20 7522 0330 Email: sales@crsl.com

For a full range of products and services find us online...

www.crsl.com