

# Car Carrier Trade & Transport 2009

Car Carrier Trade & Transport 2009 is the third edition of an annual report from Clarkson Research Services providing detail and analysis on this dynamic shipping sector.

The world's seaborne trade in cars is estimated to have reached almost 22 million units in 2008, having grown rapidly in the last decade at an average of over 8% per annum. Globalisation has seen car production shifting to a number of new centres, leading to the creation of new car carrier trades. In response to expanding volumes the car carrier sector has seen a high level of newbuilding investment, with today's orderbook containing over 190 specialist car carrying vessels, to be added to more than 650 in today's fleet.


However, in the second half of 2008, the global car industry turned on its head as a result of the onset of the global financial crisis, and seaborne car trade volumes began to contract. This has presented a huge set of challenges for the car carrier sector. The 2009 edition of Car Carrier Trade & Transport includes new data and analysis on car import and export volumes providing a clear perspective on the severe downturn in demand conditions.

Car Carrier Trade & Transport 2009 brings together a wide range of key information on the structure of the car carrier market today, and the key supply and demand factors, providing profiles of the major car carrier owners and builders, key statistical tables, and coverage of every car carrier in the fleet and on order, and every car carrier owner.

For opportunities to advertise in this or other publications please contact us at: Tel: +44 (0)1531 634561  
Email: sales@crsl.com

To order YOUR copy...

Telephone: +44(0)20 7334 3134, or visit our website at [www.crsl.com](http://www.crsl.com), or complete the order form overleaf.



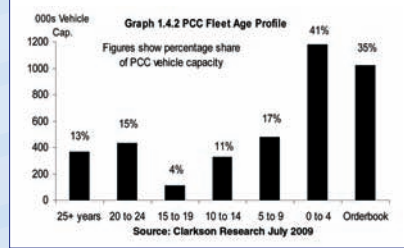
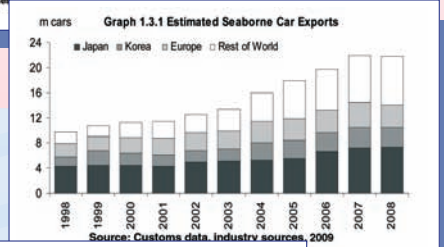
## Contents

- **The Car Carrier Market** - A detailed overview of the car carrier market including a breakdown of global seaborne car exports and imports, the development of the Pure Car Carrier fleet, the status of the market today and the impact of the key supply and demand factors, and a review of the most important owners and builders of PCC vessels.
- **Pure Car Carrier Owner Profiles** - Details on the top PCC owners, including a breakdown of their current fleets and orderbooks.
- **Pure Car Carrier Builder Profiles** - Details on the top PCC building shipyards, including a breakdown of the PCCs built and on order at each yard.
- **Pure Car Carrier Statistical Tables** - Key tables on the historical development and current status of the PCC fleet and orderbook.
- **Fleet & Orderbook Register** - Extensive, comprehensive listing of the PCC fleet and orderbook, including the most important characteristics of every ship.
- **Owner Register** - Comprehensive listing of PCC owners today including contact details of owning companies and their vessels in the fleet and on order.

Table 1.7.1 Top 20 PCC Owners By Fleet Vehicle Capacity

	ships	vehicle capacity	% share of veh. cap.	avg. size
Nippon Yusen Kaisha	59	315,472	10.9%	5,347
Mitsui O.S.K. Lines	61	311,644	10.7%	5,109
Kawasaki Kisen	60	263,047	9.1%	4,384
Cido Shipping	47	229,219	7.9%	4,877
Ray Shipping	41	222,204	7.7%	5,420
Hoegh Autoliners	45	213,014	7.3%	4,734
Wallerius Lines AB	36	209,910	7.2%	5,831
Eukor Car Carriers	22	124,992	4.3%	5,681
Wihl Wilhelmsen	14	95,494	2.9%	6,106
Zodiac Maritime Agcy.	13	58,227	2.0%	4,479
Shoel Kisen K.K.	12	54,377	1.9%	4,531
Grimaldi Group	11	51,766	1.8%	4,706
Toyokuni Shipping	14	44,472	1.5%	3,177
Internat. Shipholdg.	6	32,793	1.1%	5,466
Excel Marine Co. Ltd	5	30,802	1.1%	6,160
Actinor Shipping	5	28,942	1.0%	5,788
Jan-Erik Dyt Skips.	6	28,538	1.0%	4,756
Fukunaga Kaiun	6	27,887	1.0%	4,648
Eidsiva Rederi ASA	6	26,107	0.9%	4,351
United Ocean	5	26,000	0.9%	5,200
Others	177	519,235	17.9%	2,934
Total	651	2,904,132	100.0%	4,461

Source: Clarkson Research Services



### PRICE EUROPE:

£495 / \$891 / €619

### PRICE WORLDWIDE:

£505 / \$909 / €632

### PRICES INCLUDE

Postage & packing  
ISBN: 978-1-907060-02-1  
Product Order No: CARCA

# ORDER FORM

## Car Carrier Trade & Transport 2009

Code	Quantity	Unit Price Europe	Unit Price Worldwide	Total
CARCA		£495/\$891/€619	£505/\$909/€632	
<b>TOTAL</b>				

The above prices include postage and packing.

Organisation: \_\_\_\_\_ Name: \_\_\_\_\_

Address: \_\_\_\_\_

Country: \_\_\_\_\_ Post code: \_\_\_\_\_

Telephone: \_\_\_\_\_ Fax: \_\_\_\_\_

Email: \_\_\_\_\_

Invoice Name and Address: \_\_\_\_\_

Telephone: \_\_\_\_\_ Fax: \_\_\_\_\_

Email: \_\_\_\_\_

### EU VAT Number

EU companies (except UK) must supply the appropriate sales tax number to avoid extra charges.

I enclose a cheque payable to: **Clarkson Research Services Limited**

(Sterling cheques must be drawn on UK bank, \$US cheques on a US bank. €cheques must be drawn on the country of origin. No other cheques accepted.)

### Total Amount Payable:

£	\$	€

I will pay by credit / debit card:

VISA  Mastercard  American Express  Maestro  Issue Number

Three digit security code:  Expiry: /

Card holders name (please print) \_\_\_\_\_

Card holders address if different from above \_\_\_\_\_

Signature: \_\_\_\_\_

Date: \_\_\_\_\_

Bank Transfer (please add transfer charges to payment)

Orders with payment by Bank Transfer can only be accepted if the following details are provided:

Sum shown on Bank Transfer £ / \$ / €

Company name appearing on Bank Transfer: \_\_\_\_\_

Date of Bank Transfer \_\_\_\_\_

Payment should be made to:  
**Clarkson Research Services Ltd,**  
**The Bank of Scotland, 33 Old Broad Street,**  
**London EC2N 1HZ. United Kingdom**

### For £ Sterling payments:

IBAN: GB66 BOFS 1201 0300 2342 27,  
 Swift BIC: BOFSGB21254, A/c No. 00234227,  
 Sort Code: 12-01-03

### For \$ US payments:

IBAN: GB61 BOFS 1220 1250 6001 01,  
 Swift BIC: BOFSGB2LXXX, A/c No. 50600 USD01,  
 Sort Code: 12-20-12

### For € Euro payments:

IBAN: GB54 BOFS 1220 1050 6000 01,  
 Swift BIC: BOFSGB21EUL  
 Sort Code: 12-20-10

**NB.** Goods will not be despatched until the Bank Transfer is identified, so for urgent orders please use an alternative form of payment.



Clarkson Research Services Limited, St Magnus House,  
 3 Lower Thames Street, London EC3R 6HE. United Kingdom  
 Tel: +44(0)20 7334 3134 Fax: +44(0)20 7522 0330 Email: sales@crsl.com

For a full range of products and services find us online...

[www.crsl.com](http://www.crsl.com)